

# WHT PLATE T TIMBER



## PLATE FOR TENSILE LOADS

### COMPLETE RANGE

Available in five versions of different thickness, material and height. HBS PLATE screws enable fast and safe assembly.

### TENSION

Ready-to-use plates: calculated, certified for tensile loads on timber-to-timber joints. Available in five different strength levels.

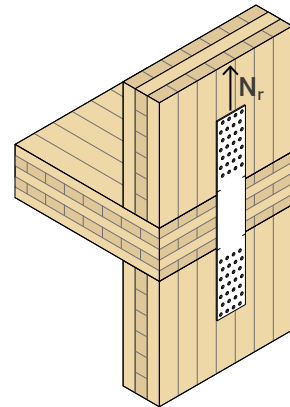
### EARTHQUAKE AND MULTISTORY

Ideal for the design of multi-storey buildings for different floor thickness values. Characteristic tensile strength of more than 150 kN.



### CANADIAN DESIGN VALUES

USA, EU and more design values available online.



### SERVICE CONDITION



### MATERIAL

S350  
Z275

WHTPT300 e WHTPT530: S350GD + Z275 carbon steel

S355  
Fe/Zn12c

WHTPT600, WHTPT720 and WHTPT820: S355 + Fe/Zn12c carbon steel

### EXTERNAL LOADS




### FIELDS OF USE

Tensile joints for timber walls, beams or floors. Timber-to-timber configuration.

Can be applied to:

- solid timber and glulam
- CLT and LVL panels



## HBS PLATE

Ideal in combination with HBS PLATE or HBS PLATE EVO screws to securely and reliably fasten plates to timber. Disassembling the connection at the end of its life is quick and safe.

## FLOOR JOINTS

The new models WHTPT530 and WHTPT300 are also suitable for tensile joints between CLT panels in floors.

## CODES AND DIMENSIONS

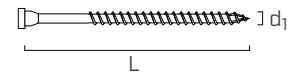
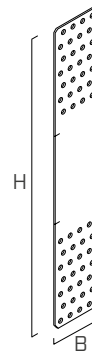
### WHT PLATE T

CODE	H	B	s	H	B	s	$n_V \varnothing 11$	pcs
	[mm]	[mm]	[mm]	[in]	[in]	[in]	$n_V \varnothing 0.44$	[pcs]
WHTPT300(*)	300	67	2	11 3/4	2 5/8	0.08	6 + 6	10
WHTPT530(*)	530	67	2,5	20 7/8	2 5/8	0.10	8 + 8	10
WHTPT600	594	91	3	23 3/8	3 9/16	0.12	15 + 15	10
WHTPT720	722	118	4	28 7/16	4 5/8	0.16	28 + 28	5
WHTPT820	826	145	5	32 1/2	5 11/16	0.20	40 + 40	1

(\*)Not holding UKCA marking.

### HBS PLATE

CODE	$d_1$	L	b	$d_1$	L	b	TX	pcs
	[mm]	[mm]	[mm]	[in]	[in]	[in]		
HBSPL880	8	80	55	0.32	3 1/8	2 3/16	TX40	100
HBSPL8100	8	100	75	0.32	4	2 15/16	TX40	100



## GEOMETRY

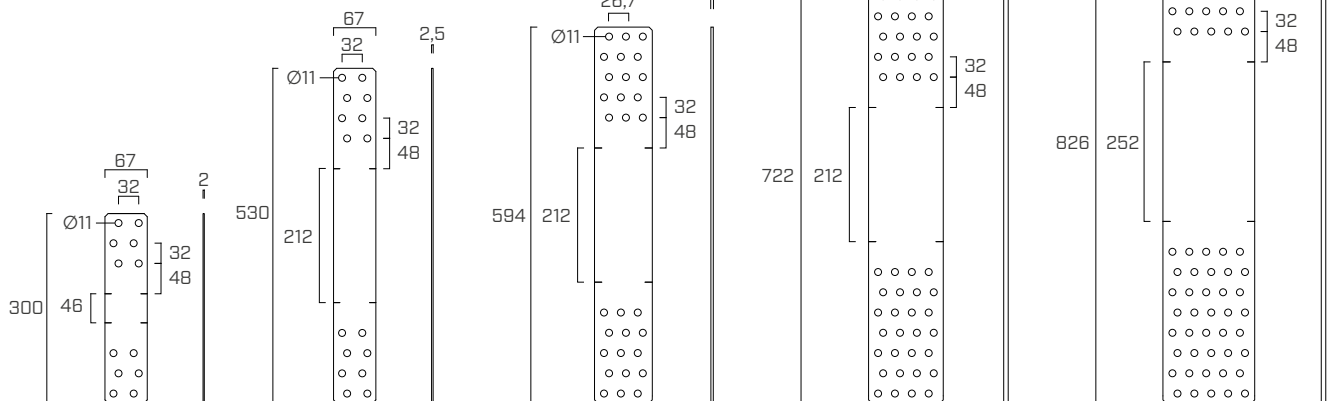
WHTPT300

WHTPT530

WHTPT600

WHTPT720

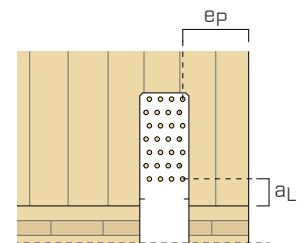
WHTPT820



## INSTALLATION

### MINIMUM DISTANCES | INSTALLATION ON WALL

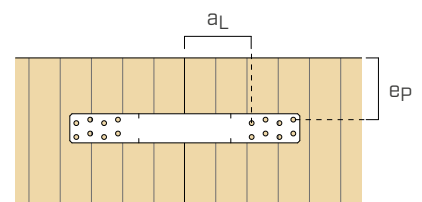
TIMBER minimum distances		screws HBS PLATE Ø8		
		not pre-drilled $G \leq 0.44$	$0.44 < G \leq 0.5$	pre-drilled any G
CLT	$e_p$ [mm]	$\geq 40$	$\geq 56$	$\geq 24$
	$a_L$ [mm]	$\geq 120^\dagger$	$\geq 176$	$\geq 96^\dagger$



### MINIMUM DISTANCES | INSTALLATION ON FLOOR

By using the WHTPT300 and WHTPT530 plates, the tensile connection between floors can be implemented. The minimum distances for this application are as follows:

TIMBER minimum distances		screws HBS PLATE Ø8		
		not pre-drilled $G \leq 0.44$	$0.44 < G \leq 0.5$	pre-drilled any G
CLT	$e_p$ [mm]	$\geq 40$	$\geq 56$	$\geq 24$
	$a_L$ [mm]	$\geq 120^\dagger$	$\geq 176$	$\geq 96^\dagger$



G = mean relative density of wood

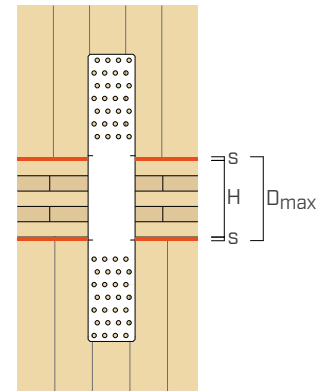
<sup>†</sup>For Douglas Fir-Larch and Western Red Cedar, this minimum spacing shall be increased by 50%.

<sup>†</sup>For Western Red Cedar, this minimum spacing shall be increased by 50%.

## MAXIMUM DISTANCE BETWEEN PANELS $D_{max}$

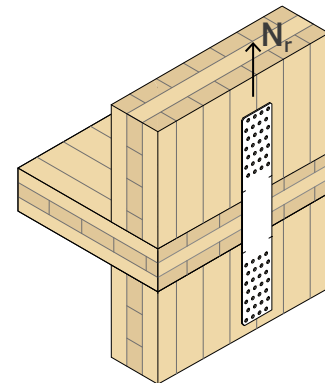
WHT PLATE T plates are designed for different floor thickness values including resilient acoustic profile. The positioning notches, as an assembly aid, indicate the maximum permitted distance (D) between the CLT wall panels in compliance with the minimum distances for HBS PLATE Ø8 mm screws. This distance includes the space required for the acoustic profile housing ( $s_{acoustic}$ ).

CODE	$D_{max}$ [mm]	$H_{max floor}$ [mm]	$s_{acoustic}$ [mm]
WHTPT300	46	-	-
WHTPT530	212	200	6 + 6
WHTPT600	212	200	6 + 6
WHTPT720	212	200	6 + 6
WHTPT820	252	240	6 + 6



## STRUCTURAL VALUES | TIMBER-TO-TIMBER | $N_r$

CODE	fastening holes Ø11		$N_r^{(1)(2)}$ Factored lateral resistance ( $K_D=1.15$ )			
	HBS PLATE Ø x L [mm]	$n_V$ [pcs]	G = 0.35 [kN]	G = 0.42 [kN]	G = 0.49 [kN]	G = 0.55 [kN]
WHTPT300	Ø8 x 80	6+6	16,51	18,92	21,25	22,80
	Ø8 x 100	6+6	17,68	19,58	21,36	22,80
WHTPT530	Ø8 x 80	8+8	21,96	25,16	28,26	30,40
	Ø8 x 100	8+8	23,57	26,11	28,48	30,40
WHTPT600	Ø8 x 80	15 + 15	41,10	47,08	52,88	57,05
	Ø8 x 100	15 + 15	44,22	48,99	53,44	57,05
WHTPT720	Ø8 x 80	28 + 28	76,37	87,47	98,22	106,49
	Ø8 x 100	28 + 28	82,55	91,45	99,75	106,49
WHTPT820	Ø8 x 80	40 + 40	108,60	124,36	139,62	152,14
	Ø8 x 100	40 + 40	117,92	130,64	142,50	152,14



### GENERAL PRINCIPLES

- The steel plate made of carbon steel S350 has a specified tensile strength equal to 350 MPa.
- The steel plate made of carbon steel S355 has a specified tensile strength equal to 355 MPa.
- The specified bending yield strength value of HPS PLATE (HBSPL) with a diameter of 8 mm is  $f_{yb} = 1047$  MPa.
- G is the mean relative density according to Table A.12 in CSA O86:2025. Most common wood species are assumed such as Northern species (G = 0.35), Spruce-Pine-Fir (G = 0.42), Douglas Fir (G = 0.49), and Southern Pine (G = 0.55).
- Dimensioning and verification of the timber elements must be carried out separately.

### NOTES

- Values for factored lateral resistance for self-tapping screws are determined following the guidelines in Section 12.12 in CSA-O86 2020. Short term load duration factor ( $K_D = 1.15$ ), dry service condition factor ( $K_{SF} = 1.0$ ), and treatment factor ( $K_T = 1.0$ ) are assumed.
- Adjustment factor for connections ( $J_x$ ) is assumed to be equal to 0.9 for CLT connections.

### INTELLECTUAL PROPERTY

- WHT PLATE T plates are protected by the following Registered Community Designs:
  - RCD 008254353-0019;
  - RCD 008254353-0020;
  - RCD 008254353-0021;
  - RCD 015051914-0007;
  - RCD 015051914-0008.