

TIMBER-BRICKWORK SPACER SCREW

DOUBLE THREAD, DIFFERENTIATED

Underhead thread with specially designed geometry to create and regulate a space between the fastenable thicknesses.

FASTENING TO BRICKWORK

Underhead thread with a greater diameter to allow fastening to brickwork through the addition of a plastic dowel.



DIAMETER [mm]

B **6** 9

LENGTH [mm]

80 **80 120** 520

SERVICE CLASS

SC1 SC2

ATMOSPHERIC CORROSIVITY

C1 C2

WOOD CORROSIVITY

T1 T2

MATERIAL

Zn
ELECTRO
PLATED electrogalvanized carbon steel



FIELDS OF USE

The differentiated double thread is ideal for adjusting the position of timber elements on brickwork supports (using the plastic screw anchor) and to create the proper verticality. Ideal for levelling panels on walls, paving and ceilings.

CODES AND DIMENSIONS

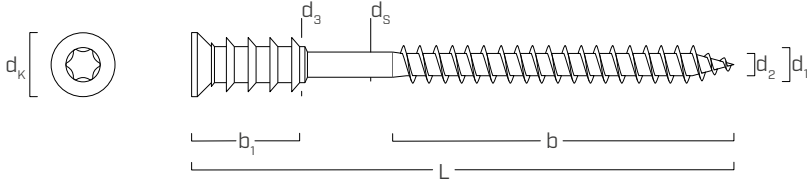
d_1 [mm]	CODE	L [mm]	b [mm]	pcs
6 TX 30	DRT680	80	50	100
	DRT6100	100	70	100
	DRT6120	120	70	100

NDK GL NYLON SCREW ANCHOR

CODE	d_0 [mm]	L [mm]	pcs
NDKG840	8	40	100

For fastening on concrete or brickwork, use of the NDK GL nylon screw anchor is recommended.

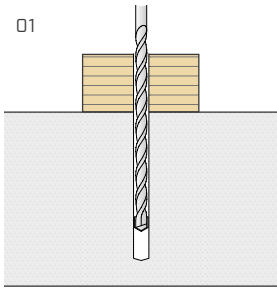
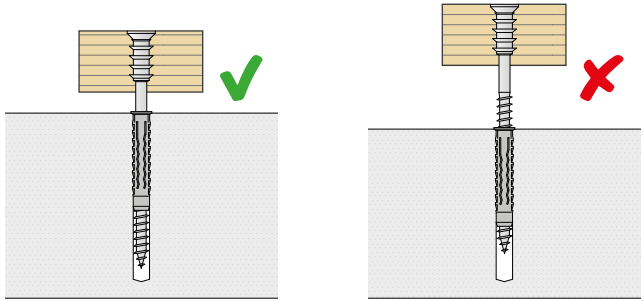
GEOMETRY



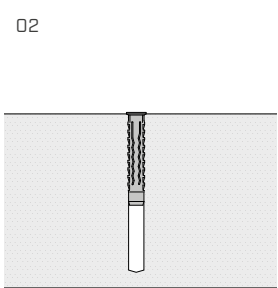
Nominal diameter	d_1	[mm]	6
Head diameter	d_k	[mm]	12,00
Thread diameter	d_2	[mm]	3,90
Shank diameter	d_s	[mm]	4,35
Underhead thread diameter	d_3	[mm]	9,50
Length head + rings	b_1	[mm]	20,0
Diameter of concrete/brickwork opening	d_v	[mm]	8,0

INSTALLATION

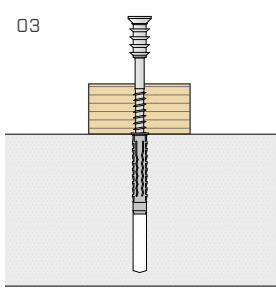
Select the screw length so that the thread is completely inserted in the concrete/brickwork support.



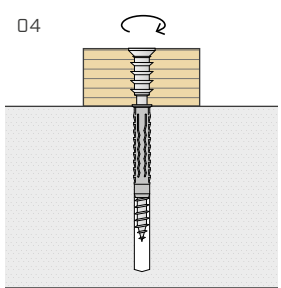
Drill the elements with a $d_v = 8,0$ mm diameter.



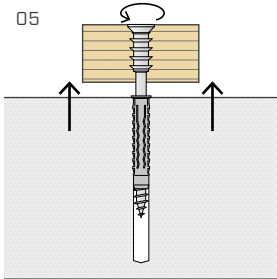
Place the NDK GL nylon screw anchor inside the support.



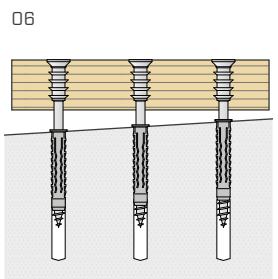
Position the DRT screw.



Attach the batten, screwing in the screw so that the head is flush with the timber.



Loosen the screw based on the desired distance.



Adjust the other screws in a similar manner to level the structure.